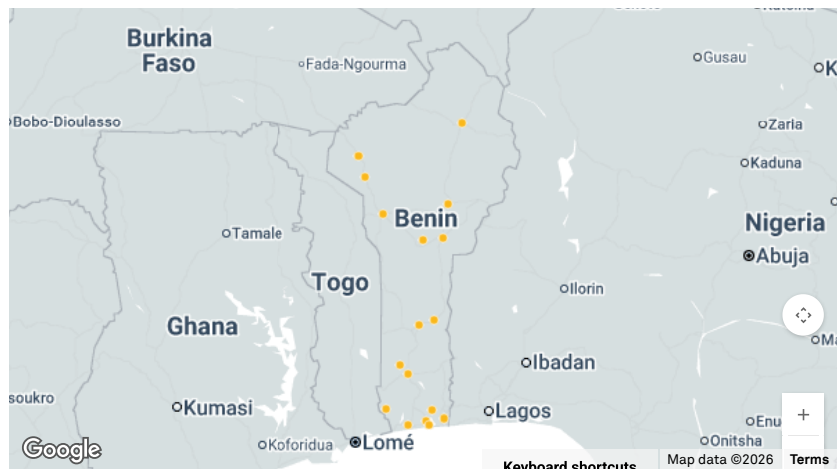
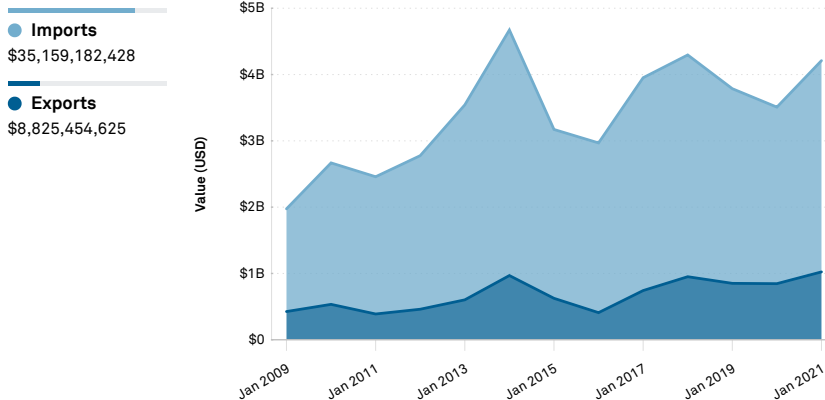


Benin Ports



Imports and Exports by Value (USD)



Top Importers

by number of shipments

Company	Shipments
Benin Textile Btex	1,040
Benin	308
Optimum Construction Trade Dmcc	295
Fregil Foods SARL	291
Dag Motorcycles SARL	253

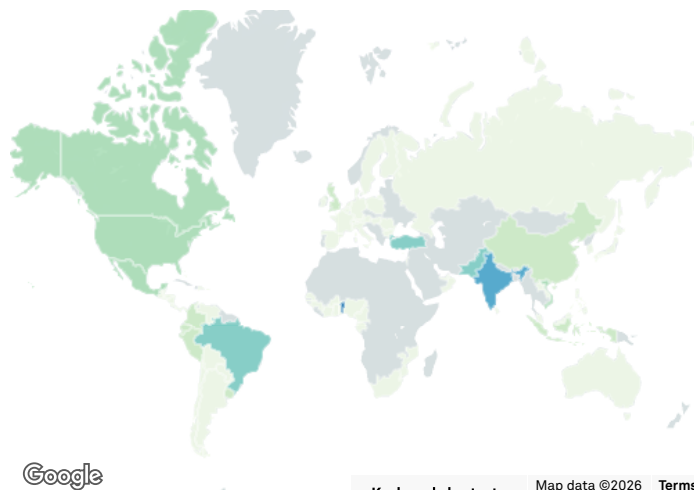
Top Exporters

by number of shipments

Company	Shipments
Ste S.J.K	1,287

Countries/Regions Traded With

by number of shipments



Top Imported Products

by reported value (USD)

Product	Value (USD)
HS 1006.30 – Cereals; rice, semi-milled or wholly milled, whether or not polished or glazed	\$619.8M
HS 2710.19 – Petroleum oils and oils from bituminous minerals, not containing biodiesel, not crude, not waste oils; preparations n.e.c, containing by weight 70% or more of petroleum oils or oils from bituminous minerals; not light oils and preparations	\$252.7M
HS 3004.90 – Medicaments; consisting of mixed or unmixed products n.e.c. in heading no. 3004, for therapeutic or prophylactic uses, packaged for retail sale	\$94.7M
HS 2710.12 – Petroleum oils and oils from bituminous minerals, not containing biodiesel, not crude, not waste oils; preparations n.e.c, containing by weight 70% or more of petroleum oils or oils from bituminous minerals; light oils and preparations	\$81.1M
HS 8711.20 – Motorcycles (including mopeds) and cycles; fitted with an auxiliary motor, reciprocating internal combustion piston engine, of cylinder capacity exceeding 50cc but not exceeding 250cc, with or without side-cars; side-cars	\$79.2M

Top Exported Products

by reported value (USD)

Product	Value (USD)
HS 5201.00 – Cotton; not carded or combed	\$52.3M
HS 0801.31 – Nuts, edible; cashew nuts, fresh or dried, in shell	\$45.4M
HS 2306.10 – Oil-cake and other solid residues; whether or not ground or in the form of pellets, resulting from the extraction of cotton seed oils	\$30.7M
HS 2710.12 – Petroleum oils and oils from bituminous minerals, not containing biodiesel, not crude, not waste oils; preparations n.e.c, containing by weight 70% or more of petroleum oils or oils from bituminous minerals; light oils and preparations	\$24.9M

Countries/Regions Traded With

by number of shipments

Country/Region	Shipments
Benin	243,157
India	17,590
Pakistan	2,297
Vietnam	504
United States	476
India	9,947
Turkey	4,013
Pakistan	2,544
Brazil	1,694
Vietnam	538

Top Carriers

by number of shipments

Carrier	Shipments
GRIMALDI DEEP SEA S P A	94,733
GRIMALDI GROUP S P A	71,877
MAERSK LINE	2,559
MSC-MEDITERRANEAN SHIPPING COMPANY S A	2,311
SAHARA TRUCKING LLC	1,747