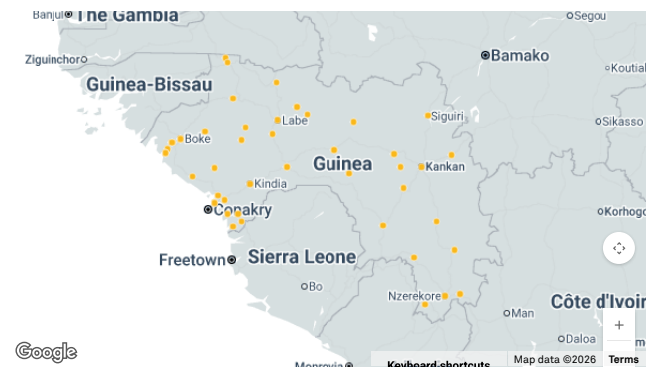
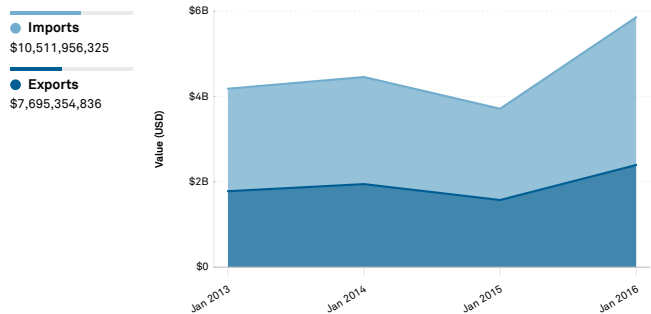


Guinea Ports



Imports and Exports by Value (USD)

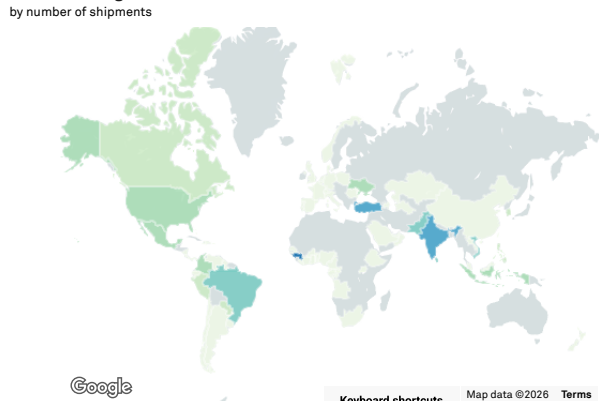


Top Importers

by number of shipments

Top Guinee SARL	2,317
Topaz Multi Industries S.A.	1,359
Kadiatou Kourou Trading Royal Sweets SARL	711
Odhav Multi Industries S.A.	625
Boubacar Sidi Barry	599

Countries/Regions Traded With



Top Imported Products

by reported value (USD)

HS 0804.10 – Fruit, edible; dates, fresh or dried	\$333.2M
HS 2710.19 – Petroleum oils and oils from bituminous minerals, not containing biodiesel, not crude, not waste oils; preparations n.e.c., containing by weight 70% or more of petroleum oils or oils from bituminous minerals; not light oils and preparations	\$302.2M
HS 1006.40 – Cereals; rice, broken	\$213.7M
HS 8704.10 – Vehicles; dumpers, designed for off-highway use, for transport of goods	\$175.3M
HS 2710.12 – Petroleum oils and oils from bituminous minerals, not containing biodiesel, not crude, not waste oils; preparations n.e.c., containing by weight 70% or more of petroleum oils or oils from bituminous minerals; light oils and preparations	\$168.5M

Top Exported Products

by reported value (USD)

HS 7108.12 – Metals; gold, non-monetary, unwrought (but not powder)	\$1.4B
HS 2606.00 – Aluminium ores and concentrates	\$615.1M
HS 7108.13 – Metals; gold, semi-manufactured	\$176.1M
HS 7102.31 – Diamonds; non-industrial, unworked or simply sawn, cleaved or bruted, but not mounted or set	\$33.4M
HS 4001.29 – Rubber; natural (excluding latex, technically specified natural rubber and smoked sheets), in primary forms or in plates, sheets or strip	\$27.2M

Countries/Regions Traded With

by number of shipments

India	14,282	Guinea	74,765
Turkey	6,921	India	6,912
Vietnam	3,331	Vietnam	852
Brazil	1,934	United States	479
Pakistan	1,719	Mexico	460

Top Ports

by number of shipments

Conakry, Guinea	14,412
Conakry Eco, Guinea	63
Sigui, Guinea	11
Kankan, Guinea	6

Top Carriers

by number of shipments

MAERSK LINE	3,735
MSC-MEDITERRANEAN SHIPPING COMPANY S A	2,064
MSC MEDITERRANEAN SHIPPING COMPANY SA	1,617
CMA CGM AMERICA LLC	985
GRIMALDI DEEP SEA S P A	768