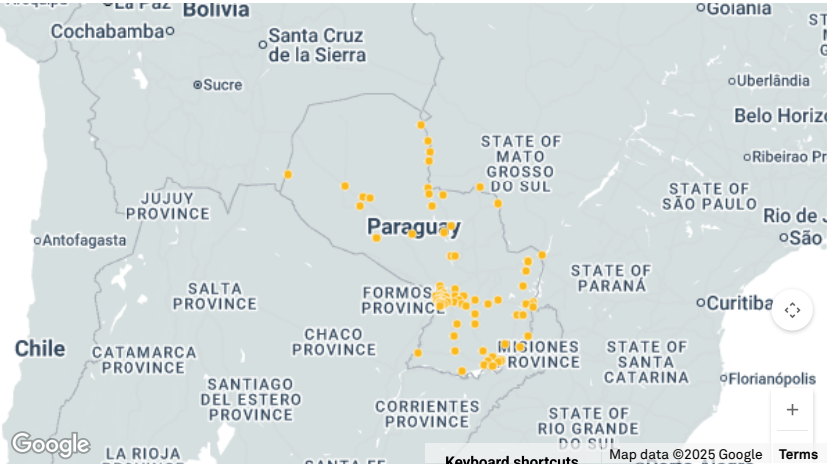


Paraguay Ports



Top Importers

by number of shipments

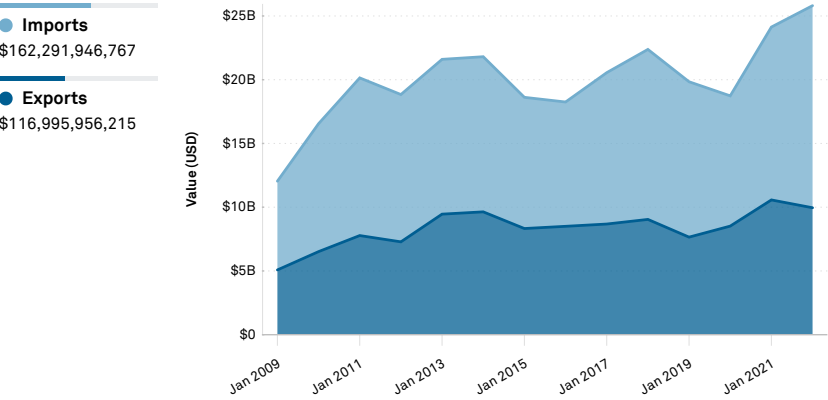
Bona Vista S.A.	135,404
Santa Teresa Srl	98,258
Kurosu & Cia S.A.	94,145
Automotores Y Maquinaria S.A.	77,830
Garden Automotores SA	65,188

Top Exporters

by number of shipments

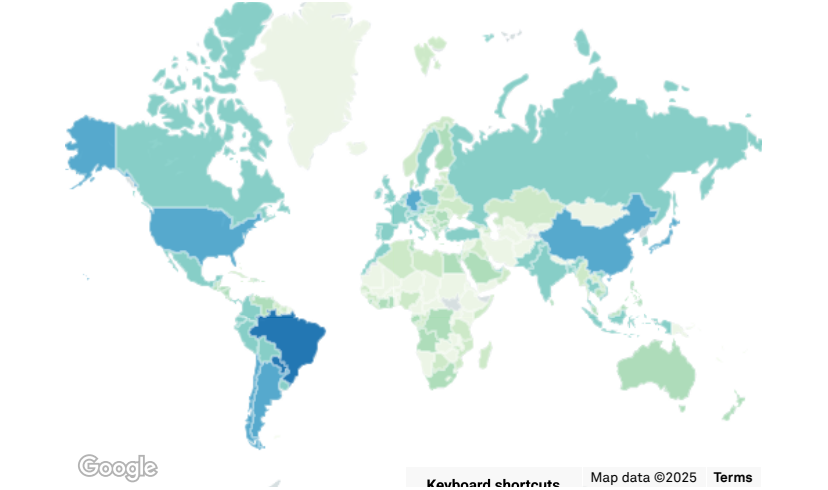
Tuves Paraguay S.A.	144,366
Fujikura Automotive Paraguay S.A.	141,986
Kromberg & Schubert Py Srl .	98,459
Sumidenso Paraguay Srl	91,524
Yazaki Paraguay Srl	77,339

Imports and Exports by Value (USD)



Countries/Regions Traded With

by number of shipments



Top Imported Products

by reported value (USD)

HS 2710.19 – Petroleum oils and oils from bituminous minerals, not containing biodiesel, not crude, not waste oils; preparations n.e.c, containing by weight 70% or more of petroleum oils or oils from bituminous minerals; not light oils and preparations	\$1.7B
HS 8517.13 – Telephone sets; smartphones for cellular or other wireless networks	\$934.8M
HS 2710.12 – Petroleum oils and oils from bituminous minerals, not containing biodiesel, not crude, not waste oils; preparations n.e.c, containing by weight 70% or more of petroleum oils or oils from bituminous minerals; light oils and preparations	\$725.1M
HS 8471.30 – Automatic data processing machines; portable, weighing not more than 10kg, consisting of at least a central processing unit, a keyboard and a display	\$274.6M
HS 3808.93 – Herbicides, anti-sprouting products and plant-growth regulators; other than containing goods of Subheading Note 1 to this Chapter; put up in forms or packings for retail sale or as preparations or articles	\$206.5M

Top Exported Products

by reported value (USD)

HS 2716.00 – Electrical energy	\$1.7B
HS 1201.90 – Soya beans; other than seed, whether or not broken	\$1.2B
HS 1005.90 – Cereals; maize (corn), other than seed	\$1.1B
HS 0201.30 – Meat; of bovine animals, boneless cuts, fresh or chilled	\$883.5M
HS 0202.30 – Meat; of bovine animals, boneless cuts, frozen	\$849.2M

Countries/Regions Traded With

by number of shipments

Paraguay	6,037,233	Brazil	1,739,675
Brazil	856,897	China	1,255,912
Argentina	165,208	United States	340,921
Chile	85,875	Argentina	285,703
United States	83,073	Germany	257,546

Top Carriers

by number of shipments

MSC MEDITERRANEAN SHIPPING COMPANY SA	9,756
HAPAG LLOYD A G	8,452
MSC-MEDITERRANEAN SHIPPING COMPANY S A	5,820
MAERSK LINE	4,119
HAMBURG SUED	1,989